



JULY 2019 MONTHLY REPORT





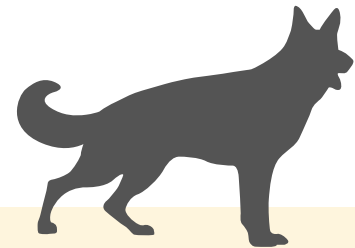
Rosenberg Animal Control & Shelter Monthly Report

July 1, 2019 - July 31, 2019

| | Canine | | | | Feline | | | | Other | | | | |
|-----------------------|-----------------------|---------------|-------|--------|-------------------------|---------------|-------|--------|------------------------|---------------|-------|------------|-------------------------|
| | Neonate | 2 Wks - 6 Mos | Adult | Senior | Neonate | 2 Wks - 6 Mos | Adult | Senior | Neonate | 2 Wks - 6 Mos | Adult | Senior | |
| Start Count (Shelter) | | | 28 | 6 | 6 | 36 | 26 | | | | | | 102 |
| Start Count (Foster) | | 4 | 2 | | | 28 | 5 | | | | | | 39 |
| Total | Canine = 40 | | | | Feline = 101 | | | | Other = 0 | | | | 141 |
| Intakes | | | | | | | | | | | | | |
| Born | | | | | 4 | | | | | | | | 4 |
| Owner Release | | 7 | 1 | | | 6 | | | | | | | 14 |
| PD | | | 4 | | | | | | | | | | 4 |
| Stray/At Large | | 6 | 27 | 2 | 6 | 22 | 11 | | | | 7 | | 81 |
| Total | Canine = 47 | | | | Feline = 49 | | | | Other = 7 | | | | 103 |
| Combined Total | = | | | | | | | | | | | 244 | |
| Outcomes | | | | | | | | | | | | | |
| Adoption | | 9 | 17 | 1 | | 29 | 14 | | | | | | 70 |
| Return to Owner | | | 5 | 2 | | | 1 | | | | | | 8 |
| Wild Release | | | | | | | | | | | 5 | | 5 |
| Rescue Transfer | | 6 | 8 | 1 | 1 | 2 | 5 | | | | | | 23 |
| Escape | | | | | | | | | | | | | 0 |
| Died in Care | | | | | 2 | 4 | | | | | | | 6 |
| Euthanasia | | | | | | 1 | | | | | 2 | | 3 |
| Total | Canine = 49 | | | | Feline = 59 | | | | Other = 7 | | | | 115 |
| Conclusion | | | | | | | | | | | | | |
| End Count (Shelter) | | 2 | 21 | 4 | 5 | 41 | 18 | | | | | | 98 |
| End Count (Foster) | | | 5 | | | 23 | 4 | | | | | | 31 |
| Total | Canine = 32 | | | | Feline = 91 | | | | Other = 0 | | | | 129 |
| Live Release Rate | Canine = 100 % | | | | Feline = 88.13 % | | | | Other = 71.42 % | | | | Overall = 92.17% |

Overall Live Release Rate (live outcomes divided by ALL outcomes and multiplied by 100) = **92.17%**

BREAKDOWN



Canine Live Release Rate

=


100%



Feline Live Release Rate

=

88.13%



Other Live Release Rate


=

71.62%

HOW WE MEASURE

Our shelter has opted into an all-inclusive Live Release Rate formula (positive outcomes divided by all outcomes, then multiplied by 100) advised by The No Kill Advocacy Center that **does not exclude any outcomes in the shelter**, regardless of circumstances or category.

JULY EVENTS AND PROMOTIONS

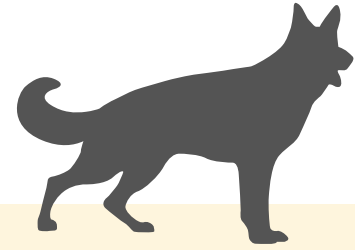


CALENDAR

- 7/4 - Red, White, and Blue Adoptions (Shelter)
- 7/10 - Natural Pawz Adoptions (Sugar Land)
- 7/17 - TSTC De-Stress Before the Test (Rosenberg)
- 7/20 - Tractor Supply Adoptions (Rosenberg)
- 7/22 - 31 - Christmas in July Promotion (Shelter)



6-MONTH NO KILL BENCHMARK



Canine Live Release Rate
AVG
=
98.36%



Feline Live Release Rate
AVG
=
89.05%



Other Live Release Rate
AVG
=
92.30%

NEARLY **100**
NEW VOLUNTEERS

820+ DONATED HOURS

=
\$20,852 WORTH OF
LABOR*

*Independent Sector reports value of a volunteer hour is \$25.43.

282
ADOPTIONS

↑ **184%**
FROM
LAST YEAR

TO MAXIMIZE ADOPTIONS,
STAFF PRIORITIZE CUSTOMER
SERVICE, OFF-SITE EVENTS
AND CONSISTENT,
CREATIVE MARKETING.

164
ANIMALS
FOSTERED

↑ **556%**
FROM
LAST YEAR

FOSTERING SAVES VULNERABLE
ANIMALS WHO MAY NEED EXTRA
MEDICAL OR BEHAVIORAL ATTENTION IN
ORDER TO THRIVE. IT ALSO WELCOMES
OUR COMMUNITY TO BE PART OF THE NO
KILL CAUSE.



**THANK
YOU!**