



ROSENBERG ANIMAL CONTROL & SHELTER

# MONTHLY REPORT

January 2023




# January 2023 INTAKES

## BEGINNING SHELTER COUNT

In Shelter: 38 Dogs 6 Cats

In Foster: 15 Dogs 7 Cats



46 CANINES

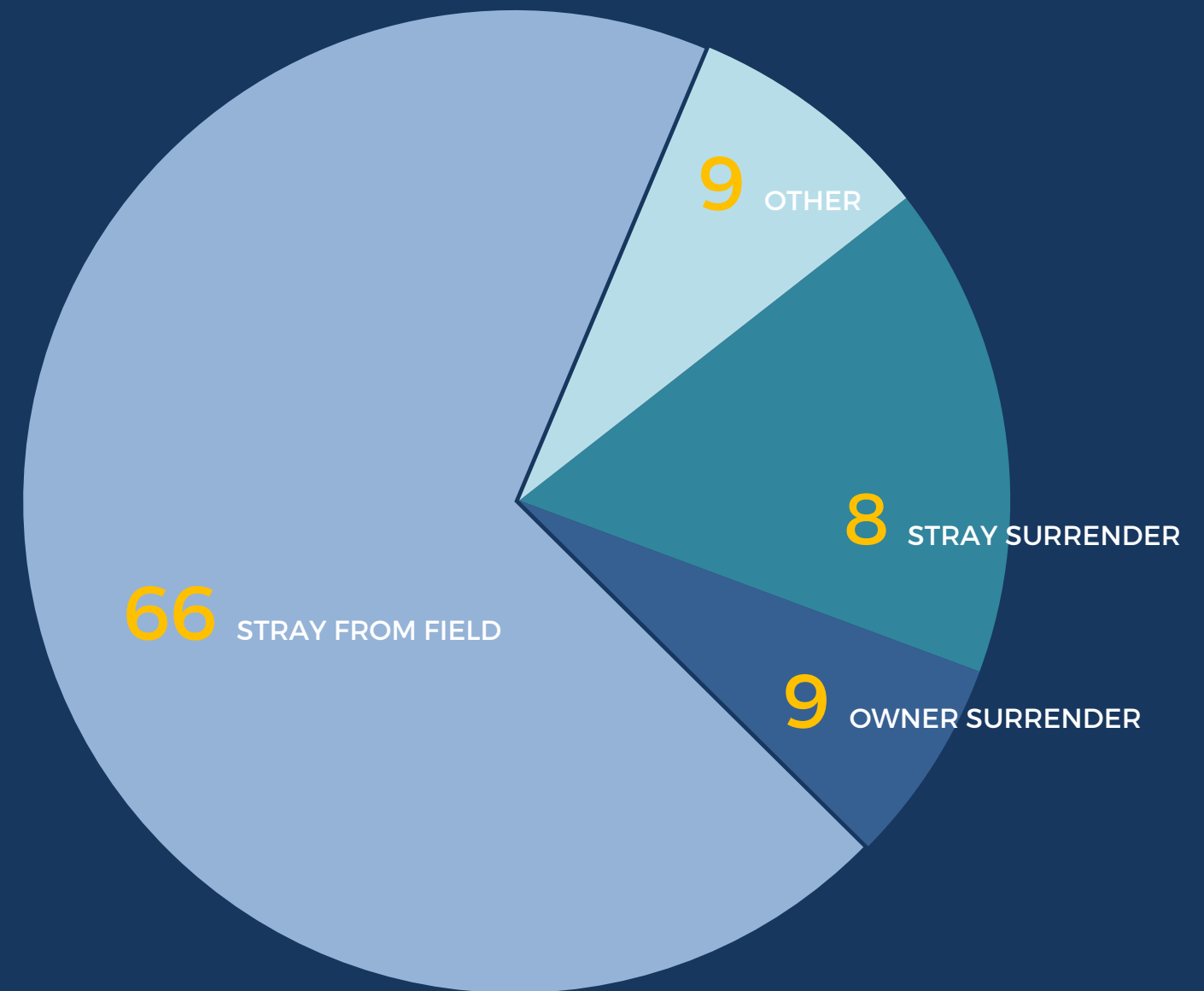


35 FELINES



11 OTHERS

92  
TOTAL  
INTAKES



# January 2023 OUTCOMES



**59** CANINES

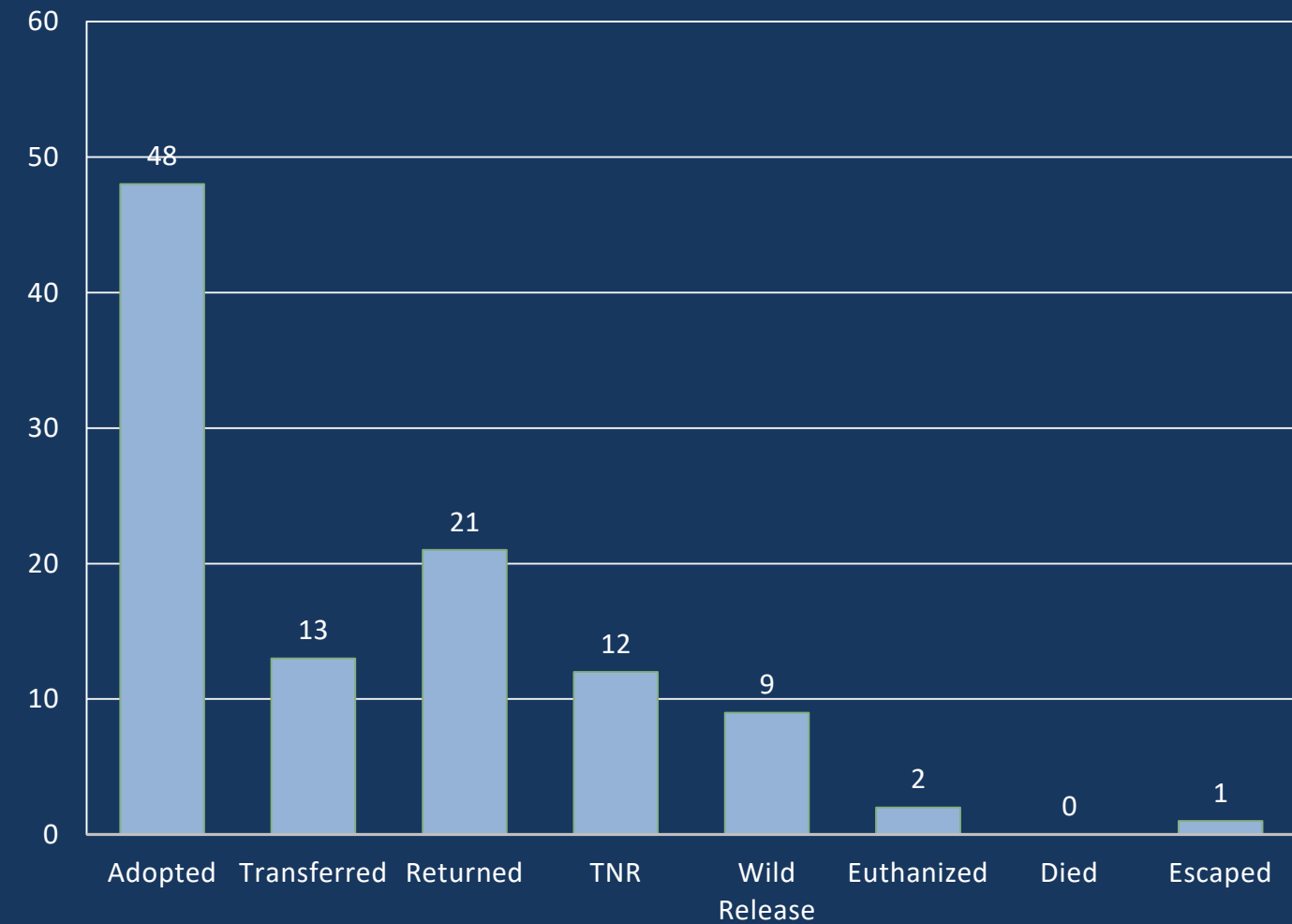


**36** FELINES



**11** OTHERS

**106**  
**TOTAL**  
**OUTCOMES**



### Deaths:

1 dog euthanized (multiple bites; 1 employee, 1 volunteer)  
1 dog euthanized (cancer)

# January 2023 SUMMARY



**98%**

LIVE RELEASE RATE

**113**

DISPATCHED  
FIELD ASSIGNMENTS

**2**

BITE CASES  
INVESTIGATED

(2 Dogs: 1 in community, 1 in  
shelter)

**0**

FORMAL COMPLAINT

**97%**

CANINE  
LIVE RELEASE



**100%**

FELINE  
LIVE RELEASE



**100%**

"OTHER"  
LIVE RELEASE



Total outcomes minus deaths, divided by total outcomes (Fosters not counted as outcomes)

Total Live-Release Rate:  $106 - 2 = 104$

$(104/106) * 100 = 98.1132$

Dog Live Release Rate:  $59 - 2 = 57$

$(57/59) * 100 = 96.6102$

Cat Live Release Rate:  $36 - 0 = 36$

$(36/36) * 100 = 100$

ENDING SHELTER COUNT

In Shelter: 34 Dogs 9 Cats

In Foster: 11 Dogs 6 Cats





January 2023

**QUESTIONS OR COMMENTS?**