



ROSENBERG ANIMAL CONTROL & SHELTER

MONTHLY REPORT

April 2023



April 2023 INTAKES

BEGINNING SHELTER COUNT

In Shelter: 44 Dogs 14 Cats

In Foster: 11 Dogs 4 Cats



47 CANINES

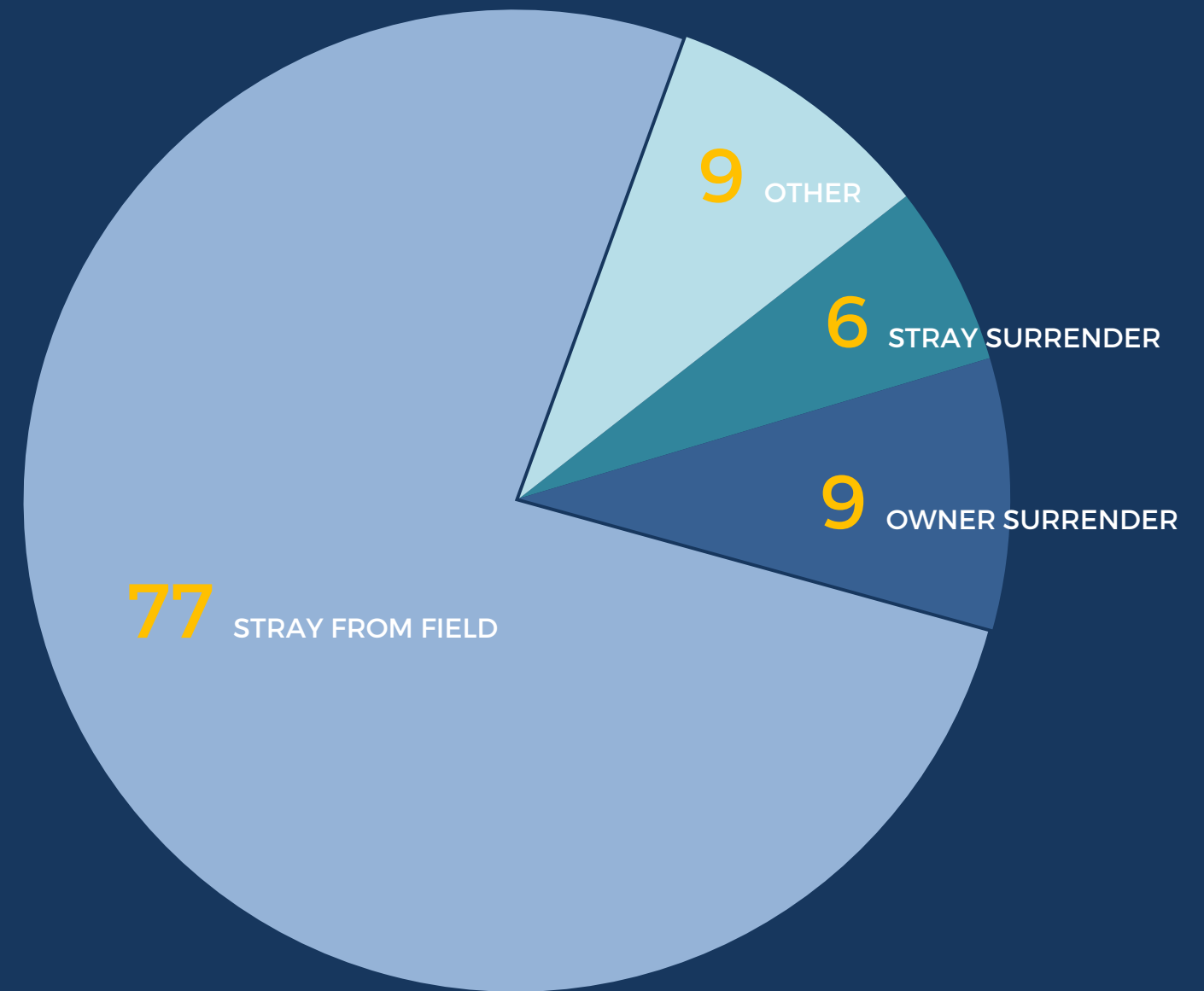


46 FELINES



8 OTHERS

101
TOTAL
INTAKES




April 2023 OUTCOMES



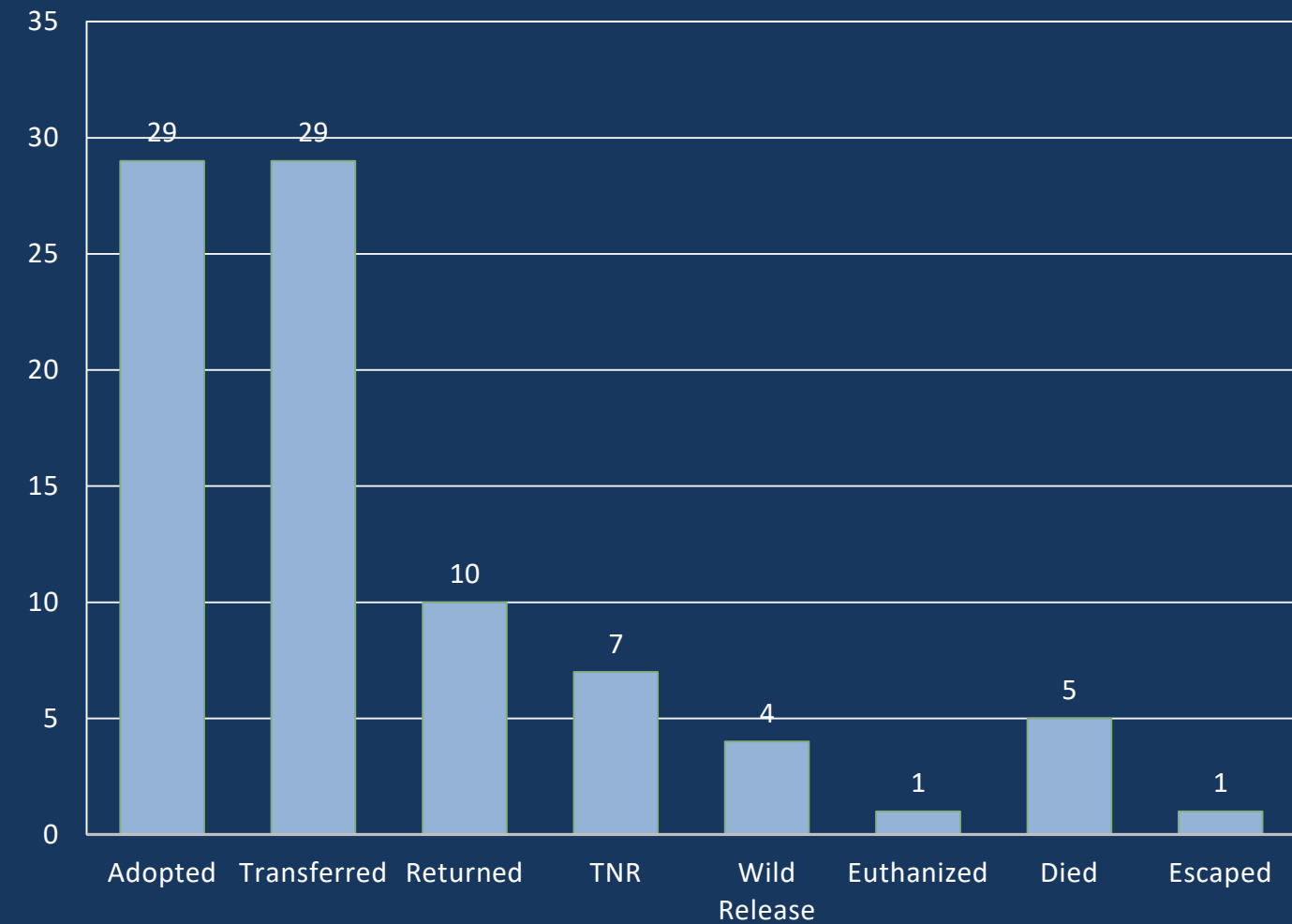
43 CANINES



35 FELINES



8 OTHERS



Deaths:

5 kittens died (failure to thrive)
1 dog euthanized (public safety risk)

April 2023 SUMMARY



93%

LIVE RELEASE RATE

118

DISPATCHED
FIELD ASSIGNMENTS

7

BITE CASES
INVESTIGATED

(3 dogs, 1 in shelter; 3 cats)

1

FORMAL COMPLAINT



98%

CANINE
LIVE RELEASE



86%

FELINE
LIVE RELEASE



100%

"OTHER"
LIVE RELEASE



Total outcomes minus deaths, divided by total outcomes (Fosters not counted as outcomes)

Total Live-Release Rate: $86 - 6 = 81$ $(80/86) * 100 = 93.0232$
 Dog Live Release Rate: $43 - 1 = 42$ $(42/43) * 100 = 97.6744$
 Cat Live Release Rate: $35 - 5 = 30$ $(30/35) * 100 = 85.7143$

ENDING SHELTER COUNT

In Shelter: 48 Dogs 16 Cats
 In Foster: 14 Dogs 7 Cats



Rosenberg
ANIMAL CONTROL & SHELTER

April 2023

QUESTIONS OR COMMENTS?